

2025 NORTH ISLAND ENDURANCE SERIES

ROUND 1

TAUPO INTERNATIONAL MOTORSPORT PARK

31 May 2025

WRITTEN DRIVERS BRIEFING

Please take a few minutes to read these Briefing Notes, this briefing is issued to assist in the running and management of the Event. If you have any inquiries regarding the Event your first point of approach is a Competitor Relations Officer (CRO).

If you are a New Driver, then you must attend the **NEW DRIVERS** briefing at 7.45am Saturday 31st May, the location for this will be outside the Race Secretariat Office on the Ground Floor of the Race Control Building.

COMPETITOR RELATIONS OFFICERS:

Should you require any assistance during the Event you will find a CRO located next to the Race Secretariat Office, if they are not present at the time, their contact details will be posted on the window of the Race Secretariat Office.


The CRO's for this Round are: Wendy Metcalfe Mobile 021 423 234 and Billee Van Beek Mobile 029 043 03914.

CIRCUIT SPECIFIC REQUIREMENTS

ENTRY/EXIT TO THE CIRCUIT:



PIT LANE ENTRY TO THE CIRCUIT: For the start of your Practice, Qualifying or Race, Sessions will be from the assembly area located at the western end of the control complex. You will proceed to this area, for those in Garages, via the Pit Lane, and for Competitors in the Paddock Area, via a gate onto the Assembly Area, where you will be released onto the Circuit



PIT LANE EXIT: Once your Session or Race has commenced you **MUST** use the Pit Exit when exiting the Pit Lane, this will be controlled by red and green lights mounted at track level on **DRIVERS RIGHT** of Pit Exit. You must obey these lights. There is also a set of blue lights at Pit Lane Exit that are for Drivers entering the Circuit from the Pit Lane to indicate another vehicle is traveling down the front straight at the time you would be entering the Circuit.

EXITING THE CIRCUIT: At the conclusion of all Sessions, Vehicles will exit the Circuit by entering Pit Lane just after Turn 13.

For Vehicles **NOT** in Pit Lane Garages you will be directed by Marshalls to turn right immediately before the control building **DO NOT** continue down the Pit Lane, if your Vehicle is required for Technical checking you will be directed to stop.

For ALL Vehicles located in Pit Lane Garages you are to continue ahead to your Garage unless required for Technical checking.

PARC FERME:

Parc Ferme is from the Circuit to the Podium and then to the Scrutineering shed. All vehicles directed to Parc Ferme must be cleared by the Series T/O prior to any work being undertaken on the vehicle.

MOTORSPORT NZ WEIGHING SCALES / MEASURING PAD:

The MotorSport New Zealand Scales will be located in the Scrutineering shed.

PIT LANE BLEND LINES:

At Pit Lane Entry and Pit Lane Exit, there are solid lines separating the Exit and Entry lanes from the Circuit, known as the Blend Lines, they are long and painted yellow, no vehicle may cross a blend line when entering or leaving the Pit Lane.

PIT LANE SPEED:

The demarcation line is between the broad white lines at the Pit Lane Entry and Pit Lane Exit, the Speed limit is 40KPH.

OFFICIAL NOTICEBOARD AND RESULTS:

The Official Notice Board for this Event is on the Stack Team App.

END OF SESSION/ RACE PROCEDURE:

You must use the full racing circuit. There shall be no short laps taken using any of the interconnecting service roads.

TURN TWELVE (12) REQUIREMENTS:

- Competitors must adhere to the defined Circuit by making a Left Turn at TURN 12.
- Should any Competitor overshoot Turn 12 and use the grass the following criteria shall apply:
 - Practice: Reprimand
 - Qualifying: Lap time will be deleted and the following lap which the advantage has been gained
 - Racing: Competitors must re-join safely at Turn 13 or 14, any position advantage must be addressed immediately or a penalty A4Z.16 may apply.
- An alternative route has been created if Drivers overshoot the entry to Turn 12. This provides Drivers the ability to avoid undertaking the action of doing a U-turn and driving towards oncoming traffic to re-enter the Circuit. This alternative entry may **only** be used when overshooting the entry to Turn 12 and the Driver must give way to all traffic entering the pits from the Circuit.



POLE POSITION:

Right-hand side for Rolling starts of Race.

CONTROL LINES:

The white **SAFETY CAR CONTROL LINE** is situated at Turn 14 adjacent to Pit Lane Entry.

The **RED FLAG CONTROL LINE** is situated at Grid 15.

FUEL AND WASTE OIL:

Competitors are reminded of MSNZ requirements for the storage and handling of Fuel.

Ethanol based fuel: If you are running ethanol-based fuel such as E85 / E50, **please let the CRO know** so they can let our Fire Marshals on the track know.

Li-Ion Batteries: Lithium Ion (Li-Ion) batteries are becoming more and more common in race Vehicles. They have the advantage of being lightweight compared to the equivalent Lead Acid battery. Whereas the batteries have their advantages they also have their drawbacks. One such drawback is the risk of a thermal runaway where due to overcharging or damage, the battery overheats and eventually may catch fire. Although rare, it does occur. When the battery catches fire they are very difficult to extinguish.

To help rescue crews at MotorSport NZ events identify Vehicles fitted with Li-Ion batteries, you are required under Schedule A Part One Article 5.5 (5) (a) to have a sticker (shown below) installed adjacent to the competition number on each side of the Vehicle if you have an Li-Ion battery installed.



These stickers are available through the Motorsport NZ office.

<https://store.motorsport.org.nz/product-category/safety/>

There are Waste Oil containers located alongside the Scrutineering shed this is for waste oil only. A reminder that Vehicle parts or waste oil is not to be dumped into the rubbish bins.

MEDICAL ISSUES:

Any Competitor who has a pre-existing medical condition that may be needed to be known by our medical team are to advise the medics on the day. Your information be will respected and confidential. Give them your name car number and condition you are wanting them to be aware of.

EVENT WITHDRAWAL:

If you are withdrawing from the Event, it is essential that you notify the Secretariat, which is located at the bottom of the Race Control Tower or by email racheal@gr8events.co.nz mobile 021 999 664.

EXIT FROM THE VENUE:

Please note that all traffic must turn **RIGHT** when exiting Taupo International Motorsport Park. **The road to the left is a private road and is not to be used in any circumstances.** A penalty for non-adherence to this requirement may be applied.

TAUPO INTERNATIONAL MOTORSPORT PARK REQUIREMENTS:

Please refer to the Taupo International Motorsport Park requirements at the end of these Briefing Notes, any questions on these requirements are to be directed to Motorsport Park Staff not Race Event Officials.

GENERAL RACE INFORMATION

TRACKSIDE PITS:

Pit wall is for pit crew only – limited to three(3) persons per team. Minimum age 14 years. Covered footwear only. Strictly No Smoking or Vaping. Stay between the Pit Lane Safety Fence and Pit Wall.

WARNING!! The Pit Lane is open and operating at all times during Sessions and Vehicles may be running through it at any time.

PIT LANE AND WALL:

During the Race Start Procedure 1 Crew Member is permitted to guide their Vehicle into the Grid Box, once the Vehicle is in the Grid box ALL Crew Members MUST immediately leave the Pit Wall and return to the Garage Line in Pit Lane until the last Vehicles have passed Flag point 1.

Pit crew are advised to take extreme Vehiclee when crossing the lane.

No stopping. There will be NO STOPPING in the fast lane at any time.

No equipment may be placed on the Signaling Wall at any time.

PIT LANE CONTROL LINES:

Diagram 1 – All persons in the Pit Lane Garages other than the dedicated Pit Stop Crew MUST stay behind the Garage Control Line.

During Races ONLY the dedicated Pit Stop Crew (as specified in the MSNZ Accredited Series Articles for the 2025 North Island 1 and 3 Hour Endurance Series, Part Six “Race Operational Procedures” Article 2. Pit Stop Personnell) can cross the White Pit Box Control line (working lane) during a Pit Stop.

Diagram 2 – The area between the back of the Garage and the Yellow Line behind the Pit Lane Garages must be kept clear at all times.

Diagram 1
Garage Control Line Pit Box Control Line



Diagram 2
Rear of Pits to remain clear



FLAG POINT LIGHTS LOCATED AROUND THE CIRCUIT:

The Alitrac circuit lights system is installed at the nine(9) flag points and above the start line.

If a Safety Vehicle is deployed during racing the alternating yellow lights will come on and SC will illuminate on the flag point light arrays. In the event of failure of the lights system, flags will be used.

FLAG POINT ZONES:

Flag point zones are marked with blue marker pegs at intervals around the Circuit, please familiarise yourself with these zones, this is where the no passing zone begins in the case of yellow lights/flags. If you inadvertently pass someone under a yellow light you have one lap to redress as per the current MSNZ manual. Note – This redress provision does

not apply during Safety Vehicle operation. The Start & Finish line – Is located in front of the grid and marked with a thick white line across the Circuit.

RACE INQUIRIES:

Should you feel that you need to lodge an Inquiry Form because of an incident or action by another Competitor, it is recommended that you complete an Inquiry Form, the CRO's will have these forms.

Inquiries into any part of a Race may be lodged with the Clerk of the Course on the Race Inquiry form within thirty(30) minutes after the completion of the Race concerned. It will be the responsibility of the Clerk of the Course to give a written reply to the Inquiry Form as soon as practicable.

ROLLING STARTS:

Will be conducted in accordance with MSNZ Schedule Z Article 8.4.

Vehicles will be released for their Formation Lap as per Supplementary Regulations Part 2 Article 6.1. All vehicles must maintain their grid positions and keep up with the Safety Car. After Turn 11 the Safety Car will turn off its flashing lights and power away to the Pit Lane. The vehicle on pole position is to maintain the speed that the Safety Car was doing before it powered away, the field will then maintain a grid position of being alongside the vehicle on the same row with a gap of no more than three (3) vehicle lengths to the vehicle immediately in front or the row ahead if no vehicle is occupying that position. A constant speed between 75- 85km/h set by the vehicle on pole position must be maintained until the signal to Start is given.

RED FLAG PROCEDURE:

In the event of a RED FLAG during **Practice/Qualifying** the red lights will come on right around the Circuit, REDUCE SPEED IMMEDIATELY and return to the Pit Lane. If there is remaining time in your session after the Circuit is cleared, you will be released with a green light at Pit Exit.

In the event of a RED FLAG during **RACING** the red lights will come on right around the Circuit. You must STOP RACING IMMEDIATELY and proceed to the Red Flag Control Line at Grid 15 with no passing. Line up in single file to await further instructions.

PRACTICE START:

A practice start is ONLY PERMITTED at the Pit Lane Exit Speed De-restriction Line at the commencement of the warm-up/formation lap or during Practice/Qualifying.

CIRCUIT LIMITS:


Drivers must use the Circuit at all times. For the avoidance of doubt, the white lines defining the Circuit edges are considered to be part of the Circuit, but the kerbs are not.

There has been a MSNZ Manual amendment 36098 affective from 01/01/2025

<https://motorsport.org.nz/wp-content/uploads/36098-Schedule-Z-Races.pdf>

A Driver will be judged to have left the Circuit if:

All four(4) tyres of the vehicle are outside the white lines defining the Circuit edges,



Acceptable



Not Acceptable

Should a vehicle leave the Circuit the Driver may re-join, however this may only be done when it is safe to do so and without gaining an advantage or interfering with any other Competitor. A Driver may not deliberately leave the Circuit without justifiable reason.

MECHANICAL FAILURE:

Should this occur move off racing line and park as far off the track as possible – DO NOT get out of your Vehicle unless there is a Fire, follow instructions given by Officials.

If dropping oil it is essential you do not continue around track. If it is not possible to get the Vehicle clear of the Circuit, remain in the vehicle and await instructions from a rescue/flag marshal. You must obey all instructions given by Officials.

Flag points have fire extinguishers, for you to use, if required.

Let the marshal know what you need, and we will get it to you as soon as we can. You may be towed to a safer spot – Do NOT try to jump start your Vehicle while being towed.

OFF TRACK EXCURSIONS:

Always stay within the confines of the circuit, ie. inside the white lines. Re-join Circuit as near as possible to exit point. If you are re-joining the circuit for whatever reason – ensure the way is clear and re-join slowly and Vehicleeefully. Do not spray stones or debris over the Circuit. Should you gain an advantage drop back into the running order before the incident or you may receive a penalty.

CODE OF DRIVING CONDUCT:

Competitors are to be familiar with Schedule Z Article 15 Code of Driving Conduct. Competitors should familiarize themselves with the newly rewritten Code of Driving Conduct. Clarifications have been written of unacceptable driving behaviour and can be found here with this link <https://motorsport.org.nz/wp-content/uploads/Code-of-Driving-Conduct-Guidelines.pdf>.

The general approach will be:

- That of providing respect and racing room to fellow competitors
- Do not expect to profit from an error of judgment whether by accident or design.

WHAT WILL BE TOLERATED:

- Close racing, no driver may disadvantage another driver.

WHAT WILL NOT BE TOLERATED:

- Non-compliance with the Code of Driving Conduct (Schedule Z 15)

Specifically, the following conventions will be used:

- If a driver continually 'shorts cuts' corners they will be penalised.
- More than one change of direction to defend a position is not permitted.
- Changing line prior to, within or exiting a corner which causes contact with another car
- Late diving to inside of corner to pass or attempt to pass if contact results
- Driving outside the white line at edge of track

Also, the debris that is brought back onto the track does adversely affect fellow competitors.

Manoeuvres liable to hinder other drivers, such as deliberate crowding of a car beyond the edge of the track or any other abnormal change of direction, are not permitted.

As soon as a car is caught by another car which is about to lap it during the race the driver must allow the faster driver past at the first available opportunity, if the driver who has been caught does not allow the faster driver past, waved blue flags will be shown to indicate that he must allow the following driver to overtake.

SAFETY CAR DEPLOYMENT

Safety Car Boards and Lights/Flags will be displayed **ALL Competitors MUST Reduce Speed** and No Overtaking is Permitted, the Safety Car will enter the Circuit , **Race Control will sort to** the highest placed vehicle on the circuit at the time of deployment. Should the lead Vehicle pit, no further repositioning will occur.

SAFETY CAR RESTART PROCEDURE:

When the Safety Car turns off its flashing lights and accelerates away from the field to return to Pit Lane.

- The lead vehicle will maintain the speed set by the Safety Car prior to it turning off its flashing lights until the signal to restart is given.
- All weaving must stop and no erratic acceleration or braking, nor any other manoeuvre likely to impede other competitors is permitted.
- Drivers must maintain a single file behind the lead vehicle.
- The Race will recommence when the signal to restart (green light or flag) is displayed.
- When the signal to restart is given all Flag Points will immediately extinguish the light(s) of the signal light system and/or withdraw their yellow flag and "SC" board.
- Drivers must maintain single file, line astern until their vehicle has crossed the Safety Car Control Line.
- Once your vehicle has crossed the Safety Car Control Line, overtaking is permitted.

A video tutorial can be found here <https://www.youtube.com/watch?v=E7Egie6PD5k>.


ALCOHOL CONSUMPTION:

The Consumption of alcohol is NOT PERMITTED until after you have finished competition for the day.

ADDITIONAL INFORMATION:

Should there be any further information that is not contained in these Briefing Notes, then the additional information will be emailed out, placed on the Official Noticeboard.

CIRCUIT MAP:



Have a great day and enjoy.

Issued by:

Haylee Wallace
Clerk of the Course

27 May 2025

TMP HOUSE RULES

A note for all users of the Taupo Motorsport Park

Depending on the type of event or hire Taupo Motorsport Park may require and approve of a compound management plan prior to an event. The approved management plan will form part of the event contract and must be managed by the event promoter throughout the duration of the event.

Each of Garages 1-30 is to house up to 2 Vehicles only.

Pit Garages may not be used for accommodation of any kind and must be vacated and locked at the end of each day's use.

In alignment with Motorsport NZ venue licence rulings, overnight fuel storage is not permitted, a 20ft fuel storage container is located on the "hardstand". No barbecues or open flame devices are allowed inside a Pit Garage.

No signage (without prior written approval) to be placed on front of garages or above garage doors on either side of garages in pit-lane area. A charge will be made for removal of double side tape or repainting if this becomes necessary.

Please help us maintain a quality environment by leaving garages in a clean and tidy state. Excess cleaning charges may apply, and repairs for damage within the garage or to garage doors will be applied.

Only support vehicles associated with the garage hirer may be parked on the "garage apron" 6 meters (yellow line) behind each garage on the side facing The Paddock (Competitor Parking/Hardstand). Trailers are to be parked away from garage areas.

Support vehicles are not to be parked beyond the line demarcating the roadway area, unless by arrangement. Usually this will be by way of a specific event compound plan.

Power leads from garage power source are not permitted to extend beyond garages, unless specially approved and have trip hazard protection.

The Pit Garage Apron area is not to be used for vehicle repairs. Jacking of Vehicles in this area is not permitted at any time.

Pop ups/temporary tenting or parking in front of garages is not permitted, unless approved by track management.

No jacks are to be place on the tar seal without timber footplates.

No mechanical repairs are to be completed without a full "drop sheet" placed under vehicle.

The speed limits in the Pit Lane are:

- Fast Lane—40kph
- Inner Lane—15kph
- Hardstand including the track entrance roadway-15kph.

Children under 14 years old not permitted in Pit Lane.

No jandals or open toed shoes to be worn in Pit Lane.

Parking of support vehicles in any part of Pit Lane is not permitted at any time.

No pop-ups/temporary tenting is allowed in any part of Pit Lane without prior arrangement being made.

No unloading and loading of Vehicles or motorcycles is to be Vehicleried out in Pit Lane.

The Inner Lane shall be the only area where any work can be Vehicleried out on a vehicle and then, only for adjustments not repairs or extended work. Any vehicle requiring extended repair or other work must be removed to a Pit Garage or to The Paddock.

No equipment may be left in the Fast Lane.

No compounds are to be applied or grinding of any kind to enhance the grip of or otherwise alter the surface of the Pit Lane is to be Vehicleried out and no lines are to be painted on any part of the Pit Lane.

Power supplies/leads are not permitted to run across the ground unless approved by prior arrangement.

Exterior power sources are to be used only by prior approval of management.

The provision of rubbish bins is for general rubbish, not waste oil or fluids or for disVehicleded vehicle parts.

Waste oil disposal drums are located next to the scrutineering shed.

DisVehicleded tyres are not to be left at the facility. Charges will be made for their removal.

Children under the age of 14 years old must be supervised at all times by a parent or guardian.

Scooters or skateboards are not permitted.

Smoking is only permitted on grassed areas behind the hardstand.

No alcohol is to be consumed on site until the end of on track activities for each day other than in licenced bars.

No pets are allowed on site. Only certified assistance dogs are allowed on site.

Standard complex access hours are between 7.00am and 6.00pm unless by prior arrangement.

Camping, when offered, can only be in self-contained Vehicleavans or motorhomes, booked in advance and payment must be completed prior to any stay. To maintain the safety and wellbeing of our visitors and motorsport customers all individuals staying overnight at the complex must be identified and accounted for.

Note: At a Hirer's expense Taupo Motorsport Park may require a Security personnel presence at any event in order to ensure Health and Safety requirements are met.

Questions? Call Taupo International Motorsport Park on 07 376 5033