

ACCREDITED ARTICLES GOVERNING THE

- 2025 NORTH ISLAND 1 HOUR ENDURANCE SERIES**
- 2025 SOUTH ISLAND 1 HOUR ENDURANCE SERIES**
- NEW ZEALAND 1 HOUR ENDURANCE CHAMPIONSHIP**

Contents:

- **Part One:** 2025 North Island 1 Hour Endurance Series
- **Part Two:** 2025 South Island 1 Hour Endurance Series
- **Part Three:** 2025 New Zealand 1 Hour Endurance Championship
- **Part Four:** Driver and Vehicle Eligibility
- **Part Five:** Race Formats
- **Part Six:** Race Operational Procedures
- **Part Seven:** Penalties

The 2025 North Island 1 Hour Endurance Series, 2025 South Island 1 Hour Endurance Series and 2025 NZ 1 Hour Endurance Championship are all organised and held in accordance with the current MotorSport NZ National Sporting Code, the Standing Regulations applicable to all Races (Schedule Z), these Articles, and any Supplementary Regulations applicable to, and issued by the Inviting Club of each Round of the Series.

These articles are at all times to be read in conjunction with:

- The National Sporting Code (NSC) and its appropriate Appendices and Schedules,
- The Event Supplementary Regulations issued by the Inviting Club.

OFFICIAL RECORD OF AMENDMENTS ISSUED TO THESE ARTICLES

This table records all official Amendments issued during the season relative to these Articles;

Amendment Number	Issue/Effective date	Article reference	Subject / Notes
A001	28/05/2025	Part 2, Article 5.1	Update to correct award names
		Part 3, Article 4.1	Align with wording in 3HR Articles
		Part 4, Article 1.2.1	Update AMG GT GT2 map restrictions
		Part 4, Article 1.2.3	Correct Article reference
		Part 6, Article 5.4	To allow use of FIA fuel rig
		Appendix 2	Addition of Appendix 2 Diagram

INTERPRETATIONS:

“The Championship” means the MotorSport NZ 1 Hour Endurance Racing Championship; and

“Class” means any of the Classes set out in Part Four, Article 1.2.3; and

“CTPS” means a compulsory timed pit stop, which means the vehicle must stop for a period of no less than 45 seconds in its pit box, this time commences once the vehicle has come to a complete stop; and

“Dedicated overhead rig valve operator” means the pit stop crew member designated to be responsible for operating the self-closing valve pursuant to Part Six, Article 2.3; and

“Eligibility Committee” means a group comprised of both NIERDC and SIERDC representatives who periodically review elite-driver status and vehicle eligibility; and

“Fuel System” means all components of the fuel system of a Vehicle from, through or to which fuel flows, including (but not limited to) all fuel tanks; all ancillary, reserve, swirl or surge tanks; and all fuel lines, pumps, fillers and filters; and

“Inviting Club” means the MotorSport NZ Member Club hosting each Round of each Series; and

“NIERDC” means the North Island Endurance Racing Drivers Club; and

“Pit Box” means, as applicable to each circuit, the part of the pitlane “working lane” allocated as the area in which competing vehicle shall make it’s pitstop(s); and

“Pit Box Control Line” means, as applicable to each circuit, the line delineating the border of the pitlane “working lane” closest to the Pit Garage, painted or marked on the pitlane or if there is no line painted or marked, any such marker as determined by the circuit; and

“Pit Garage” means, as applicable to each circuit, the area immediately behind the “Pit Box Control Line” allocated to each competitor for the servicing of competition vehicles; and

“SIERDC” means the South Island Endurance Racing Drivers Club.

PART ONE: 2025 NORTH ISLAND 1 HOUR ENDURANCE SERIES

PREAMBLE:

The North Island Endurance Racing Drivers Club Incorporated, declares the following articles to be those governing the 2025 North Island 1 Hour Endurance Series.

These are to read in conjunction with and subject to Part Four (Driver and Vehicle Eligibility), Part Five (Race Formats), Part Six (Race Operational Procedures) and Part Seven (Penalties).

The Series is held under a MotorSport New Zealand Sanctioning Permit No: **259025**

1. SERIES STRUCTURE:

1.1 The North Island Endurance 1 Hour Series shall comprise the following Rounds:

Round	Date	Venue	Round Organiser
1	31 May 2025	Taupo International Motorsport Park	North Island Endurance Racing Drivers Club
2	14 June 2025	Hampton Downs Motorsport Park	North Island Endurance Racing Drivers Club
3	21 June 2025	Hampton Downs Motorsport Park	North Island Endurance Racing Drivers Club

1.2 The North Island Endurance Series reserves the right to either cancel or amend any rounds of the Series due to force majeure without in any way affecting its powers to award any title.

1.3 The Round Organiser reserves the right to combine the 2025 North Island 3 Hour Endurance Series Race with the 2025 North Island 1 Hour Endurance Series Race(s) if total entry numbers are not sufficient. In this case, this will be notified in either Supplementary Regulations Part Two, or via an Official Bulletin, alongside any changes to specific race procedures.

2. SERIES PERSONNEL:

2.1 At each Round of the North Island Endurance Series the following personnel or their approved assistant/s shall have the responsibilities and authorities set out:

2.1.1 North Island Endurance

Series Coordinator: Gary Lathrope
Mobile Phone No: 027 452 2991
Email: gary@gr8events.co.nz

Who shall have the duties and authority of a Series Coordinator as set out in the National Sporting Code and who is responsible for and authorised on the NIERDC's behalf to:

- (a) Deal with all administrative matters including receiving all Round entries.
- (b) Record and publish all Series points schedules.
- (c) Liaise with Inviting Clubs on all matters pertaining to these articles.

The Series Coordinator may appoint an assistant(s) to assist with administrative duties in connection with the Series.

2.1.2 North Island Endurance

Series Scrutineers:

Round 1: Cymon Hewitt
Mobile Phone No: 027 222 9277
Email: d6motorsport@hotmail.com

Round 2 & 3 Justin Scelly
Mobile Phone No: 021 356 002
Email: justin@baigent.co.nz

Who shall have the duties and authority of a Series Scrutineer as set out in the National Sporting Code and who is responsible for and authorised on the Club's behalf to:

- (a) Deal with all technical matters pertaining to the series.
- (b) Affix seals, as and when deemed appropriate, and
- (c) Inspect any competing vehicle within the Series in order to ascertain compliance with the technical regulations, and
- (d) Assist competitors with technical inquiries relative to the technical regulations applicable to their vehicle, and
- (e) To report, to the Clerk of the Course, any instances where a breach of the technical regulations has been identified.

2.1.3 All correspondence shall be addressed to the Series Coordinator who is authorised by the North Island Endurance Racing Drivers Club to carry out all the necessary administrative duties for the North Island Endurance Series.

2.1.4 North Island Endurance

Technical Committee: Chair Persons: Mark Petch and Laura Moore.

Who will represent the Committee from both NIERDC and SIERDC on decisions around Vehicle Eligibility and Elite Driver Status.

2.1.5 North Island Endurance

Committee Members: Mark Petch (President), Nick Chester, Greg Sandilands, James Marshall, Steve Brooks, Nick Williamson, Luke Rollo.

Who represent the North Island Endurance Series

3. REGISTRATION AND ENTRY:

3.1.1 SERIES REGISTRATION: All drivers and entrants must be financial members of the North Island Endurance Racing Drivers Club, and in doing so will automatically register into the Series.

3.1.2 The North Island Endurance Racing Drivers Club reserves the right to accept or decline registration into the Series.

3.1.3 By registering for the Series, all Competitors / Entrants:

- (1) Are deemed to be in acceptance of and agree to comply these Articles as they are presented and those of the National Sporting Code, and
- (2) Shall be at all times responsible for the presentation of their competing vehicle with respect to safety requirements under Schedule A, and eligibility requirements under these Articles.
- (3) Shall comply with any specific requirements of the official Series Sponsor(s), as detailed within these Articles.

3.2 ROUND ENTRY:

3.2.1 Entry into each Round of the 2025 North Island 1 Hour Endurance Series shall be made via the Inviting Club's entry process as stipulated in the Supplementary Regulations of the Event.

3.2.2 NIERDC reserves the right to cancel any Race of the Series if less than twelve(12) entries are received, without affecting in any way it's power to award any title.

3.2.3 Should entries received be in excess of the maximum number of starters permitted under either the Circuit licence, or maximum number of permitted starters as determined by the Inviting Club, entry acceptance will be applied as follows:

- (1) To those Competitors who have pre-entered all Rounds of the 2025 North Island 1 Hour Endurance Series, then
- (2) The balance of entries, accepted on a '1st come 1st served' basis with any over-flow to be placed on a 'reserve list' in order of the entries received.

- 3.3** Only the competition race number registered with the NIERDC/SIERDC register may be used. The Championship Co-Ordinator listed in Part Three manages this register. No duplication of race numbers is permitted.

4. DECALS

- 4.1** NIERDC reserves the right to provide sponsors' windscreen and/or door banners and/or decals for any or all Rounds of the Series, which must be displayed on each competition vehicle.

- 4.1.1** All Competitors shall ensure that their competing vehicle and apparel have the specified spaces reserved at all Rounds of the Series.

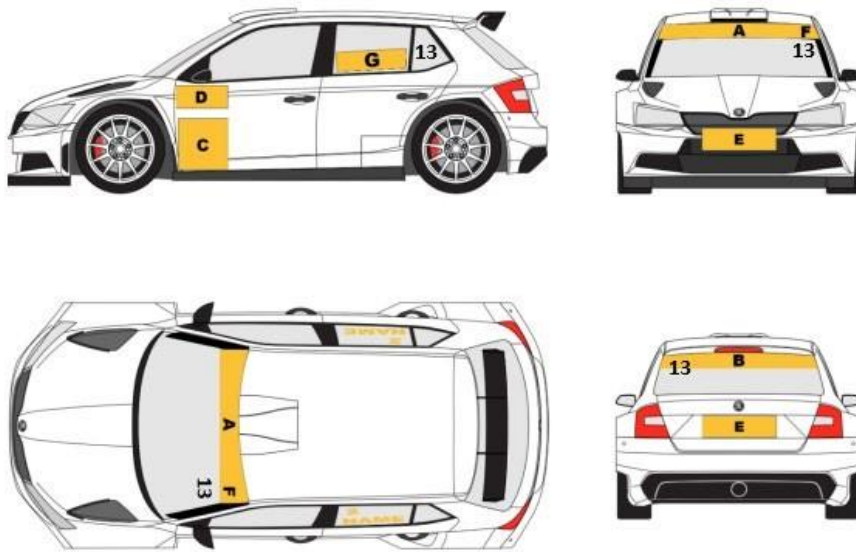
- 4.1.2** One set of Decals free of charge will be supplied by the NIERDC and shall be applied to the reserved spaces listed in the following table. Any additional sets shall be at the cost of the Competitor. The primary reserved position is as stated first, with a secondary option given in brackets (where an option is allowed).

	Location	Branding Decals/ Badges
A	Top of windscreen	TBC
B	Top (or bottom) of rear windscreen	TBC
C	Front door panel, or the rear half of the front mudguard only (both sides)	Series decal 200 mm wide x 400 mm high
D	Within proximity to the side number on both sides of the vehicle	MotorSport New Zealand Accredited Series decal
E	Front & rear of vehicle in number plate area	Individual Round sponsor decals of 350 mm wide and 125 mm high, that must be on a vertical surface and visible from the front or rear of the vehicle
F	Top left-hand side of the windscreen	Coloured class identification decal
G	Rear side windows (both sides)	Driver's Name(s) (recommended)

4.1.3 Competition Numbers: shall either:

- (a) Comply within the provisions of Schedule A, Part One Article 6.2, or
- (b) Alternatively, each competition vehicle shall display a competition number on each rear side window, and on both the front and rear windscreen as outlined in the below diagram.

These shall be fluoro yellow in colour and displayed in a durable manner. Each number shall be of a minimum size of 150mm high with a width of 20mm.



5. NORTH ISLAND 1 HOUR ENDURANCE SERIES AWARDS:

5.1 There will be a total of six(6) awards; namely:

- (a) **Overall Winner** – 2025 North Island 1 Hour Endurance Race Series which will be awarded to the Driver(s) who have gained the highest aggregate of points throughout all Rounds that constitute the 2025 North Island 1 Hour Endurance Series.
- (b) **Class 1 Winner** - 2025 North Island 1 Hour Endurance Race Series which will be awarded to the Driver(s) who have gained the highest aggregate of points in Class 1 throughout all Rounds that constitute the 2025 North Island 1 Hour Endurance Series.
- (c) **Class 2 Winner** - 2025 North Island 1 Hour Endurance Race Series which will be awarded to the Driver(s) who have gained the highest aggregate of points in Class 2 throughout all Rounds that constitute the 2025 North Island 1 Hour Endurance Series.
- (d) **Class 3 Winner** - 2025 North Island 1 Hour Endurance Race Series which will be awarded to the Driver(s) who have gained the highest aggregate of points in Class 3 throughout all Rounds that constitute the 2025 North Island 1 Hour Endurance Series.
- (e) **Class 4 Winner** - 2025 North Island 1 Hour Endurance Race Series which will be awarded to the Driver(s) who have gained the highest aggregate of points in Class 4 throughout all Rounds that constitute the 2025 North Island 1 Hour Endurance Series.
- (f) **Class 5 Winner** - 2025 North Island 1 Hour Endurance Race Series which will be awarded to the Driver(s) who have gained the highest aggregate of points in Class 5 throughout all Rounds that constitute the 2025 North Island 1 Hour Endurance Series.

PART TWO: 2025 SOUTH ISLAND 1 HOUR ENDURANCE SERIES

PREAMBLE

The South Canterbury Car Club Inc on behalf of the South Island Endurance Racing Drivers Club hereby declares the following Articles to be those governing the 2025 South Island 1 Hour Endurance Series.

These are to read in conjunction with and subject to Part Four (Driver and Vehicle Eligibility), Part Five (Race Formats), Part Six (Race Operational Procedures) and Part Seven (Penalties).

This Series is held under a MotorSport NZ Sanctioning Permit No: **259026**

1. SERIES STRUCTURE:

1.1 The South Island Endurance 1 Hour Series shall comprise the following Rounds:

Round	Date	Venue	Round Organiser
1	20 September 2025	Euromarque Motorsport Park	Canterbury Car Club
2	4 October 2025	Teretonga Park	Southland Sports Club
3	18 October 2025	Highlands Motorsport Park	Highlands MotorSport Club

1.1.1 The South Island Endurance Series reserves the right to either cancel or amend any rounds of the Series due to force majeure without in any way affecting its powers to award any title.

2. SERIES PERSONNEL:

2.1 At each Round of the South Island Endurance Series the following personnel or their approved assistant/s shall have the responsibilities and authorities set out:

2.1.1 South Island Endurance

Series Coordinator: Cate Bartlett
Mobile Phone No: 027 841 2560
Email: sierdc@outlook.com

Who shall have the duties and authority of a Series Coordinator as set out in the National Sporting Code and who is responsible for and authorised on the Club's behalf to:

- (a) Deal with all administrative matters including receiving all Round entries.
- (b) Record and publish all 2025 South Island 1 Hour Endurance Series Points schedules.
- (c) Liaise with Inviting Clubs on all matters pertaining to these articles.

The Series Coordinator may appoint an assistant(s) to assist with administrative duties in connection with the Series.

2.1.2 South Island Endurance

Series Scrutineer: Cymon Hewitt
Mobile Phone No: 027 222 9277
Email: d6motorsport@hotmail.com

Who shall have the duties and authority of a Series Scrutineer as set out in the National Sporting Code and who is responsible for and authorised on the Club's behalf to:

- (a) Deal with all technical matters pertaining to the series.
- (b) Affix seals, as and when deemed appropriate, and
- (c) Inspect any competing vehicle within the Series in order to ascertain compliance with the technical regulations, and
- (d) Assist competitors with technical inquiries relative to the technical regulations applicable to their vehicle, and
- (e) To report, to the Clerk of the Course, any instances where a breach of the technical regulations has been identified.

2.1.3 All correspondence shall be addressed to the Series Coordinator who is authorised by the South Island Endurance Racing Drivers Club to carry out all the necessary administrative duties for the South Island Endurance Series.

2.1.4 South Island Endurance

Technical Committee: Chair Persons: Mark Petch and Laura Moore

Who will represent the Committee from both SIERDC and NIERDC on decisions around Vehicle Eligibility and Elite Driver Status.

2.1.5 South Island Endurance

Committee Members: Laura Moore (President), Cate Bartlett (Secretary), Barry Moore, George McFarlane, James Hewlett, James Marshall.

Who represent the South Island Endurance Series.

3. REGISTRATION AND ENTRY

3.1.1 SERIES REGISTRATION: All drivers and entrants must be financial members of a MotorSport NZ Member Club **and** the South Island Endurance Racing Drivers Club.

Registration into the Series shall be made on the [Series Membership Form](#) and submitted for acceptance.

3.1.2 SIERDC reserves the right to accept or decline entries into the Series.

3.1.3 By registering for the Series, all Competitors / Entrant:

- (1) Are deemed to be in acceptance of and agree to comply these Articles as they are presented and those of the National Sporting Code, and
- (2) Shall be at all times responsible for the presentation of their competing vehicle with respect to safety requirements under Schedule A, and eligibility requirements under these Articles.
- (3) Shall comply with any specific requirements of the official Series Sponsor(s), as detailed within these Articles.

3.2 ROUND ENTRY:

3.2.1 Entry into each Round of the Series shall be made via the Inviting Club's entry process as stipulated in the Supplementary Regulations of the Event.

3.2.2 SIERDC reserves the right to cancel any race of the Series if less than twelve(12) entries are received, without affecting in any way it's power to award any title.

3.2.3 Should entries received be in excess of the maximum number of starters permitted under either the Circuit licence, or maximum number of permitted starters as determined by the Inviting Club, entry acceptance will be as follows

- (1) To those Competitors who have pre-entered all Rounds of the 2025 South Island 1 Hour Endurance Series, then
- (2) The balance of entries, accepted on a '1st come 1st served' basis with any over-flow to be placed on a 'reserve list' in order of the entries received.

3.2.4 Only the competition race number registered with the NIERDC/SIERDC register may be used. The Championship Co-Ordinator listed in Part Three manages this register. No duplication of race numbers is permitted.

4. DECALS

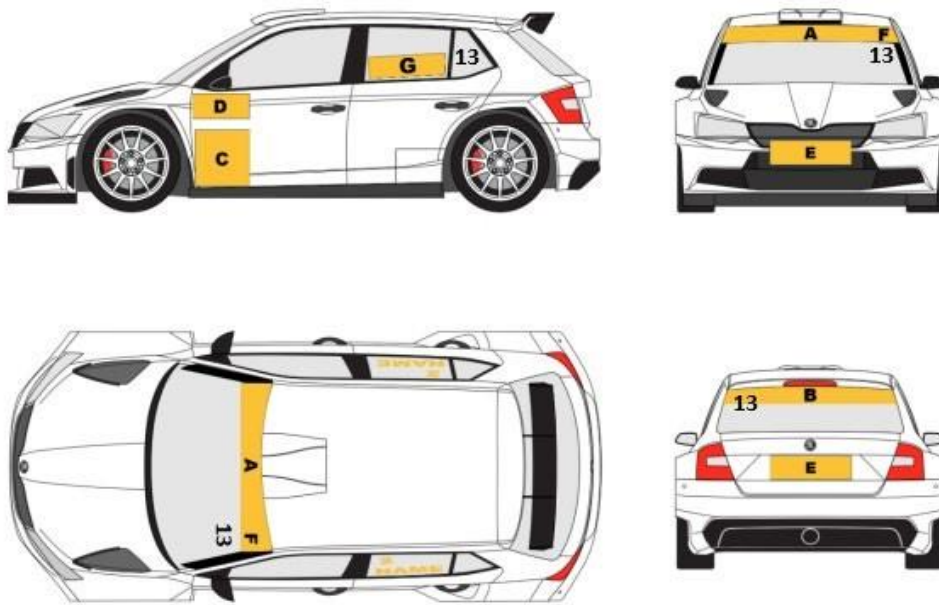
- 4.1** SIERDC reserves the right to provide sponsors' windscreen and/or door banners and/or decals for any or all Rounds of the Series, which must be displayed on each competition vehicle.
- 4.2** All Competitors shall ensure that their competing vehicle and apparel have the specified spaces reserved for the Series Register and the Series Sponsor at all Rounds of the Series.
- 4.3** One set of Decals free of charge will be supplied by SIERDC and shall be applied to the reserved spaces listed in the following table. Any additional sets shall be at the cost of the Competitor. The primary reserved position is as stated first, with a secondary option given in brackets (where an option is allowed).

Location	Branding Decals/ Badges
A – Top of windscreen	TBC
B – Top (or bottom) of rear windscreen	TBC
C – Front door panel or the rear half of the front mudguard (both sides)	Series decal 200mm wide x 400mm high
D – Within close proximity to the side number on both sides of the vehicle	MotorSport NZ Accredited Series Decal
E – Front & rear of vehicle in number plate area	Individual Round sponsor decals of 350mm wide and 125mm high, that must be on a vertical surface and visible from the front or rear of the vehicle
F – top left-hand side of the windscreen	Coloured class identification decal
G – Rear side windows (both sides)	Driver's Name(s) (recommended)

4.4 Competition Numbers: shall either:

- (a)** comply within the provisions of Schedule A, Part One Article 6.2, or
- (b)** alternatively, each competition vehicle shall display a competition number on each rear side window, and on both the front and rear windscreen as outlined in the below diagram.

These shall be fluoro yellow in colour and displayed in a durable manner. Each number shall be of a minimum size of 150mm high with a width of 20mm.



5. SOUTH ISLAND 1 HOUR ENDURANCE SERIES AWARDS:

5.1 There will be a total of seven (7); namely:

- (a) **Class 4 & 5 Overall Winner – 2025 South Island 1 Hour Endurance Race Series** which will be awarded to the Driver(s) who have gained the highest aggregate of points across both Class 4 and 5 throughout all Rounds that constitute the 2025 South Island 1 Hour Endurance Series.
- (b) **Class 1, 2 & 3 Overall Winner – 2025 South Island 1 Hour Endurance Race Series** which will be awarded to the Driver(s) who have gained the highest aggregate of points across both Class 1,2 and 3 throughout all Rounds that constitute the 2025 South Island 1 Hour Endurance Series.
- (c) **Class 1 Class Winner - 2025 South Island 1 Hour Endurance Race Series** which will be awarded to the Driver(s) who have gained the highest aggregate of points in Class 1 throughout all Rounds that constitute the 2025 South Island 1 Hour Endurance Series.
- (d) **Class 2 Class Winner - 2025 South Island 1 Hour Endurance Race Series** which will be awarded to the Driver(s) who have gained the highest aggregate of points in Class 2 throughout all Rounds that constitute the 2025 South Island 1 Hour Endurance Series.
- (e) **Class 3 Class Winner 2025 South Island 1 Hour Endurance Race Series** which will be awarded to the Driver(s) who have gained the highest aggregate of points in Class 3 throughout all Rounds that constitute the 2025 South Island 1 Hour Endurance Series.

- (f) **Class 4 Class Winner - 2025 South Island 1 Hour Endurance Race Series** which will be awarded to the Driver(s) who have gained the highest aggregate of points in Class 4 throughout all Rounds that constitute the 2025 South Island 1 Hour Endurance Series.
- (g) **Class 5 Class Winner - 2025 South Island 1 Hour Endurance Race Series** which will be awarded to the Driver(s) who have gained the highest aggregate of points in Class 5 throughout all Rounds that constitute the 2025 South Island 1 Hour Endurance Series.

PART THREE: 2025 NZ 1 HOUR ENDURANCE CHAMPIONSHIP

PREAMBLE

MotorSport New Zealand Inc hereby declare the following Articles to be those governing the 2025 NZ 1 Hour Endurance Racing Championship.

This Championship is held under a MotorSport NZ Sanctioning Permit No: **259031**

1. CHAMPIONSHIP STRUCTURE:

1.1 The 1 Hour Championship shall comprise the following eligible Rounds:

Round		Date	Venue	Round Organiser
North Island 1 Hr Endurance Series	1	31 May 2025	Taupo International Motorsport Park	North Island Endurance Racing Drivers Club
	2	14 June 2025	Hampton Downs Motorsport Park	North Island Endurance Racing Drivers Club
	3	21 June 2025	Hampton Downs Motorsport Park	North Island Endurance Racing Drivers Club
South Island 1 Hr Endurance Series	4	20 September 2025	Euromarque Motorsport Park	Canterbury Car Club
	5	4 October 2025	Teretonga Park	Southland Sports Car Club
	6	18 October 2025	Highlands Motorsport Park	Highlands Motorsport Club

2. CHAMPIONSHIP PERSONNEL:

2.1 For each Round of the Championship the following personnel or their approved assistant/s shall have the responsibilities and authorities set out:

2.1.1 Championship Coordinator: Luke Rollo
Email: office@ocl.net.nz

Who shall have the duties and authority of a Series Coordinator as set out in the National Sporting Code and who is responsible for and authorised on MotorSport NZ's behalf to:

- (a) Deal with all administrative matters including receiving all entries into the Championship.
- (b) Record and publish all Championship points schedules.
- (c) Liaise with the NIERDC and SIERDC on all matters pertaining to these articles.

The Championship Coordinator may appoint an assistant(s) to assist with administrative duties in connection with the Series.

2.1.2 ENDURANCE CHAMPIONSHIP

Technical Committee: Chair Persons: Mark Petch and Laura Moore

Who will represent the Committee from both SIERDC and NIERDC on decisions around Vehicle Eligibility and Elite Driver Status.

3. CHAMPIONSHIP REGISTRATION

- 3.1** Registration into the Championship shall be made on the Championship Registration Form provided by the Championship Coordinator and submitted to the Championship Coordinator for acceptance prior to the first eligible round they're intending to compete in.
- 3.2** By registering for the Championship, all Competitors / Entrant are deemed to be in acceptance of and agree to comply the Series and Championship Articles as they are presented and those of the National Sporting Code.
- 3.3** MotorSport NZ reserves the right to cancel the Championship if less than eight(8) entries are received, without affecting in any way it's power to award any title.

4. AWARDS

- 4.1** The following awards will be presented at the annual MotorSport NZ Awards Function unless otherwise agreed and will be aggregated based on the two highest points scoring rounds in the North Island 1 Hour Endurance Series and the two highest points scoring rounds in the South island 1 Hour Endurance series for each driver entered in the NZ 1 Hour Endurance Championship. To be eligible for the NZ 1 Hour endurance championship each competitor must score points in the one of the North Island 1 Hour Endurance Series rounds and one of the South Island 1 Hour Endurance Series rounds.

- (1) **Overall Class 1, 2 and 3, 1 Hour Endurance Champion**
- (2) **Overall Class 4 and 5, 1 Hour Endurance Champion**

PART FOUR: ELIGIBILITY

1.1 DRIVER ELIGIBILITY:

- (a) All Drivers must hold a C1 Grade Competition Licence or higher. Where the Entrant in a Round is not a Driver of the Vehicle entered, the Entrant must hold either an Entrant's Licence issued by MotorSport NZ or an equivalent licence issued by another ASN.

Note: *Under the provisions of the Trans-Tasman Visa Agreement between Motorsport Australia and MotorSport New Zealand Inc, Australian competitors holding both Motorsport Australia General Competition Licences and Tasman Visas may enter any New Zealand Race Series and be eligible for awards.*

- (b) **Number of Drivers:** Each Team may nominate a minimum of one (1) Driver and a maximum of two (2) Drivers to drive the Team's Vehicle at each Round (the "Driving Team").
- (c) Driver(s) may only be entered to drive one Vehicle in each Race. No Driver cross entries are permitted.
- (d) Elite-drivers are not permitted to enter.

1.1.1 Elite-driver Classification:

- (a) NIERDC and SIERDC will maintain a shared list of Elite-Drivers for the 2025 NZ 1 Hour Endurance Championship, comprised of Drivers whose performances and achievements are determined by both Series' to be that of a highly skilled racing driver.
- (b) Each driver's status will be reviewed by the Eligibility Committee and published on NIERDC's website www.nierdc.com one week prior to the commencement of the 2025 NZ 1 Hour Endurance Championship.
- (c) New drivers to the Championship will be reviewed on a case-by-case basis by the Eligibility Committee. Any decisions will be posted no later than one week prior to any Round.

1.2 VEHICLE ELIGIBILITY:

1.2.1 Eligible vehicles are; 'Closed' Saloons, Closed GT variants and Closed Sports Cars, all of Series Production manufacture with total monocoque construction.

Additionally, the following specific vehicles are eligible:

- Any NZ TLX chassis manufactured by Mitchell Race Xtreme (MRX) with chassis numbers 000X to 007X, and
- Any NZ V8 SuperTourer chassis that was originally supplied by Pace Innovations prior to 1 January 2015, with a Pace chassis number starting with V8ST, and
- Any pre-COTF Australian V8 Supercar that has previously competed in the Australian V8 Supercar Championship, and
- Any MARC I or MARC II car manufactured and originally sold by Marc Cars Australia with Chassis numbers prefixed with either 'PACEGTC' or 'PACEMARC2', and
- Any normally aspirated vehicle, homologated into FIA GT3 prior to 1 January 2014, and
- GT4 homologated vehicle, and
- Any Panoz Esperante GTS, Ginetta G40, G50 or G55, and
- Any Howe GT or TA2 car, and
- Any IRC-GT Homologated as per Pace Innovation SIERDC Class 2 proposal, (refer Appendix One). and
- Any SRO Mercedes-AMG GT2 as per Homologation Number "NAT-GT2-004" and operating on any of the Mercedes-AMG GT2 BoP maps as below:

Mercedes-AMG GT2 BoP Maps	
PL01	440kw
PL02	450kw
PL03	460kw
PL04	470kw
PL05	480kw
PL06	490kw
PL07	500kw
PL08	510kw
Party Mode	520kw

Similar vehicles to those listed above will be considered by the Eligibility Committee, upon application.

1.2.2 Specifically excluded from this Series are:

- 'Open' Sports Cars
- TraNZam, Trans-am or similar type vehicles
- Any Le Mans Prototype (LMP) (eg: LMP1, 2 or 3)
- Any Daytona Prototype or similar vehicle
- Any turbo charged car homologated into FIA GT3 after 1 January 2009
- Any CoTF spec (or later) Australian V8 Supercar
- Any Brabham BT62
- Any Renault RS01
- Any FIA homologated GT2 and GTE vehicle
- Any SRO homologated GT2 vehicle (with the exception of the Mercedes GT2*)
- Any other vehicles as decided by the Eligibility Committee.

1.2.3 Competing Classes will be determined as follows:

- (a) **Class 1:** for vehicles listed below, weighing not less than 1,250kgs (not including a Driver) as measured at any time during the Round by the Series Scrutineer.
- (i) Any Porsche 992 Cup Car,
 - (ii) Any Porsche 991.2 Cup Car, including any MR variants,
 - (iii) Any normally aspirated vehicle, homologated into FIA GT3 prior to 1 January 2014,
 - (iv) Any 488 or 296 Ferrari Challenge car
 - (v) Any SRO Mercedes-AMG GT2 BoP PL04 as outlined in 1.2.1
 - (vi) Any Australian MARC 2 car,
 - (vii) Any Lamborghini Super Trofeo Huracan car,
 - (viii) Any IRC-GT car Homologated as per Pace Innovation SIERDC Class 2 proposal, (refer Appendix One).
 - (ix) Any other vehicle determined by the Eligibility Committee to be a Class 1 car
- (b) **Class 2:** for vehicles listed below, weighing not less than 1,250kgs (not including a Driver) as measured at any time during the Round by the Series Scrutineer.
- (i) Any Porsche 997 or 991.1 Cup Car, including any MR variants,
 - (ii) Any 458 or earlier Ferrari Challenge car
 - (iii) Any pre-CoTF Australian V8 Supercar,
 - (iv) Any vehicle homologated into FIA GT3 prior to 31 December 2008,
 - (v) Any Australian MARC 1 car,
 - (vi) Any Lamborghini Super Trofeo Gallardo car,
 - (vii) Any NZ TLX chassis manufactured by Mitchell Race Xtreme(MRX) with chassis numbers 000X to 007X,
 - (viii) Any NZ V8 SuperTourer chassis that was originally supplied by Pace Innovations prior to 1 January 2015, with a Pace chassis number starting with V8ST
 - (ix) Any eligible space-framed car,
 - (x) Any other vehicle determined by the Eligibility Committee to be a Class 2 Car.

- (c) **Class 3:** Any vehicle with an engine capacity, after multiplication by any applicable equivalence factor set out in sub-paragraph (e) below, of 3501cc and above that is not eligible for Class 1 or 2; and
- (i) Any FIA homologated GT4 car, regardless of its engine capacity
 - (ii) Any Howe GT or TA2 car
 - (iii) Any car built by a manufacturer or manufacturer approved team under FIA TCR or WTCR regulations
 - (iv) Any other vehicle determined by the Eligibility Committee to be a Class 3 Car, regardless of its engine capacity
- (d) **Class 4:** Any vehicle with an engine capacity, after multiplication by any applicable equivalence factor set out in sub-paragraph (e) below, of 2051cc to 3500cc that is not eligible for either Class 1, 2 or 3.

Specifically excluded from Class 4:

Any TCR Cars as specified in Part 4, Article (c) (iii).

- (e) **Class 5:** Any vehicle with an engine capacity, after multiplication by any applicable equivalence factor set out in sub-paragraph (e) below, of up to 2050cc that is not eligible for either Class 1,2,3 or 4.
- (f) The equivalence factors to be applied where applicable, are as follows:
- a. Petrol forced induction x1.7
 - b. Rotary engine x1.8
 - c. Diesel forced induction x1.5

1.2.3.1 Any Porsche model 996 GT3 Cup or older will be classified by its engine capacity, provided it was manufactured prior to 2007 and retains an H pattern gearbox.

1.2.4 All vehicles shall comply with Appendix Two, Schedule A – Driver and Vehicle Safety as detailed in the current edition of the MotorSport Manual.

1.2.5 A safety cage is mandatory for all vehicles competing in the Series. All safety cages shall be homologated by MotorSport NZ, with the homologation certificate contained in the vehicle's logbook. For vehicles which do not permanently reside in New Zealand, please refer to Schedule A, Part 1 – Article 1.2.(3).

1.2.6 All competing vehicles must have both left hand and right-hand external mirrors fitted at the start of the race, in addition to the rear view mirror as prescribed in Appendix Two Schedule A. A rear view camera may be used in place of the internal rear view mirror.

1.2.7 All vehicles with two (2) drivers must have the equivalent of a Hella 83mm light (part number 2XD 959 011-652) that can be easily seen when powered on from the front of the vehicle.

- (a) When the Number 2 Driver as specified on the round entry form is driving the competing vehicle, this light shall be constantly illuminated

1.2.8 Carbon brake rotors are not allowed on any competing vehicle. This does not include 'Original Equipment Manufacturer' (OEM) Carbon ceramic brakes which are allowed.

- 1.2.9 Fuel:** The only fuels authorised for use in competing vehicles at any Round of this Series is as per Appendix Two, Schedule A Article 3.9 Fuel.
- 1.2.10** All Competitors / Entrants shall agree to submit their vehicle for eligibility / fuel capacity / safety scrutineering inspections as and when required by the appointed Series Scrutineer/s, and/or Round Scrutineers, and/or a MotorSport NZ licensed Technical Officer. Any costs incurred during disassembly of components shall be met and accepted by the Competitor / Entrant.

PART FIVE: RACE FORMATS

- 1.1 Test Sessions;** may be available to Drivers prior to any Round of the Series and shall be subject to availability and track hire charges as set by the Inviting Club or host venue.
- 1.2 Practice and Qualifying Sessions:** At each Round, there shall be a minimum of one (1) practice session with a minimum of (10) minutes duration, and one (1) qualifying session with a minimum of fifteen (15) minutes duration.
- 1.2.1 One driver teams:** shall at a minimum, participate in the qualifying session.
- 1.2.2 Two driver teams:** unless specifically permitted by the Clerk of the Course, all drivers shall participate in either the Practice or the Qualifying session.
- 1.3 Races;**
- (a) North Island 1 Hour Endurance Series:** at all Rounds there shall be one Race of sixty (60) minutes duration.
 - (b) South Island 1 Hour Endurance Series:** at all Rounds there shall be two Races of sixty (60) minutes duration as follows:
 - (i)** Class 1, Class 2 and Class 3
 - (ii)** Class 4 and Class 5
- 1.4 Starting positions;** The start grid positions shall be determined from the fastest qualifying times achieved by each competing vehicle in the qualifying session, fastest vehicle to the front.
- (a)** The driver of each vehicle who sets the fastest time in qualifying must start the race.
- 1.4.1 Assembly:** Three (3) minutes after the vehicles have been released to the starting grid, the pit exit will be closed. Any vehicles that are late shall start from the pit exit under the procedures established in Appendix Four, Schedule Z, Article 8.6.
- 1.5 Starting procedures;** Shall be by 'rolling start' in a 2 x 2 formation in accordance with Appendix Four, Schedule Z – Article 8.4.
- 1.6 Pit Stops:** One(1) Compulsory Timed Pit Stop (CTPS) of 45 seconds shall be completed during the Race. The window for the CTPS will open twenty (20) minutes after the start if the Race and will close forty (40)-minutes after the start of the Race.
- (a)** For the avoidance of doubt, the vehicle must cross the speed restriction line in pit lane entry no earlier than twenty (20) minutes and zero (0) seconds after the start of the Race. The vehicle cannot cross the speed restriction line in pit lane entry later than forty (40) minute's and zero (0) seconds after the start of the Race.
 - (b)** The CTPS is not permitted under red flag conditions.

- (c) The CTPS is not permitted under Safety Car conditions.
 - (i) If a vehicle has already crossed the speed restriction line in pit lane entry before the Safety Car boards are displayed, then the CTPS can commence.
 - (ii) Should the Safety Car be deployed during the CTPS window, the Clerk of the Course may extend the CTPS window.
- (d) The vehicle must have come to a complete stop outside their Pit Box prior to the commencement of the CTPS.
- (e) The vehicle must remain stationary for a minimum of 45 seconds.
- (f) During the Compulsory Timed Pit Stop, either
 - (i) A driver change may be made, or
 - (ii) If no driver change is made, the competitor may remain in the vehicle for the duration of the CTPS in their Pit Box.
- (g) Other work may be carried out on the vehicle during the CTPS, providing that the vehicle remains stationary.
- (h) It is a requirement of the Competitor to ensure that some form of video recording method is made (eg internal or external video) of the full stationary time, should verification be required.

1.7 During a red flag situation no vehicle may be worked on in pit lane or Parc Fermé. Any vehicle removed from pit lane is subject to Parc Fermé conditions and must not be worked on, unless withdrawing from the race. The only vehicles able to be worked on are those already in the pit paddock or pit garage when the red flag was first displayed.

1.8 Safety Car Procedures: shall be as outlined in Appendix Four, Schedule Z.

1.9 Finishing Procedure – The last lap board will be shown to the leading Vehicle when it crosses the start/finish line after either:

- (a) 59 minutes of race time; or
- (b) such shorter race time as may have been determined by the Clerk of the Course in accordance with Part Five, Article 1.10; has elapsed.

1.9.1 As per Schedule Z Article 14.4 (6), failure to display the last lap board does not affect the scheduled race distance.

1.9.2 Race Winner: At each Round, the winner will be the Driving Team whose Vehicle has completed the most laps and crossed the line first in the allocated time.

To be classified as a finisher, a vehicle must cross the finishing line under its own power and on the circuit itself (not pit lane) within the four (4) minutes immediately after the signalling of the finish of the Race and have covered at least 75% of the distance achieved by the appropriate class winner.

- 1.10** At all Rounds, the Clerk of the Course and/or the Stewards of the Meeting, shall have the right to shorten and/or cancel any practice or qualifying session and/or any race in the case of a Force Majeure Event and to declare a race result.

2. POINTS:

- 2.1** Points for each respective Series will be calculated as follows and in accordance with 2.1.1 below:

- (a) Overall finishing position within each Race, at each Round, and
- (b) Overall finishing position within each Class, within each Race, at each Round.
- (c) For the NZ 1 Hour Endurance Championship, the finishing position of Drivers not entered into the NZ 1 Hour Endurance Championship will be disregarded for the purpose of calculating points.

2.1.1 Points table:

Position	Points	Position	Points	Position	Points
1st	75	9th	47	17th	30
2nd	70	10th	44	18th	28
3rd	66	11th	42	19th	26
4th	62	12th	40	20th	25
5th	59	13th	38	Points reduced by 1 point per place thereafter.	
6th	56	14th	36		
7th	53	15th	34		
8th	50	16th	32		

- 2.1.2 Bonus Points:** will also be issued at all Rounds on the following basis:

- (1) For every vehicle that qualifies for their Class, but does not start the Race for their Class, that competing car's Driver(s) will receive 10 points.
- (2) For every vehicle that starts the Race for their Class, that competing car's Driver(s) will receive an additional 20 points.

- 2.2** If a Driver changes their Vehicle during the season, overall Series and Championship points shall carry over and Class points will also carry over providing they stay within the same Class.

2.3 Ties: In the event that two(2) or more Competitors have an equal number of points at the conclusion of either the North Island 1 Hour Endurance Series, South Island 1 Hour Endurance Series, or NZ 1 Hour Endurance Championship (i.e. a tie), the Competitor achieving the higher position shall be determined using the following method:

- (1) The greater number of first placings obtained and progressing down the finishing positions in all Rounds counting for the respective series. If an equal result is still obtained, then;
- (2) The greater number of pole position qualifying positions obtained and progressing down the qualifying positions in all the qualifying sessions for all Rounds counting for the respective series. If an equal result is still obtained, then;
- (3) The number of the single fastest lap achieved in each Race and progressing down the fastest laps in each Race in all Rounds counting for the respective Series. If an equal result is still obtained, then;
- (4) The respective series (NIERDC, SIERDC, or MotorSport NZ), at their sole discretion, shall determine the winner, or may declare those still tied to be equal winners.

PART SIX: RACE OPERATIONAL PROCEDURES

1. ARRANGEMENT OF THE PITS and TYRE WARMERS

- 1.1** Any competitor can decorate their pit garage/marquee. No alteration requiring drilling, welding or modifications to the pit garage/marquee is permitted.
- 1.2** Any decoration of the installations and the floor should only be of a temporary nature. The fitting of carpeting or any other decoration is allowed if it is done using non-flammable materials.
- 1.3** Folding brackets, flexible supports for air, fuel or lighting must:
 - (a)** Not extend beyond the outer limit of the "working lane"
 - (b)** Be situated at least 2 metres above the ground.
- 1.4** Air bottles must be firmly attached or anchored once their protective lid is removed. Protection around the valves and regulator must be permanently in place. The conformity of the installations and the dates of validity of the air bottles may be checked at any time.
- 1.5 Equipment for warming the tyres:**
 - 1.5.1** Non-electrical (combustion heated) tyre warming tents are allowed but must be in the open area immediately behind the pits, and a fire extinguisher must be permanently on hand close to the equipment when it is operating.
 - 1.5.2** Electric tyre warmers may be used inside, or outside the rear, of the garage. The tyres in their warmers must be placed so as to still allow easy access to the rear door of the garage in case of emergency. A fire extinguisher suitable for electrical fires must be on hand within two metres of the electrical equipment at all times when in operation.

2. PIT STOP PERSONNEL:

- 2.1** Each team is authorised a maximum of six(6) pit crew members who are the only team personnel allowed to cross the Pit Box Control Line during a pit-stop.
 - (1)** A maximum of two(2) of these pit crew members shall be designated the 'Refuelling Crew'.
 - (2)** This maximum does not include the drivers of the competing car, the Dedicated Fire Marshal (Part Six Article 2.2) and (where appropriate), the dedicated overhead rig valve operator (Part Six Article 2.3).

2.2 Dedicated Fire Marshall; When refuelling is taking place, each team pit area shall have a Dedicated Fire Marshal. Their sole responsibility is to man the fire extinguisher for the duration of the pit stop and they cannot take part in any other job.

2.2.1 The Dedicated Fire Marshall and Refuelling Crew must wear fire-resistant apparel as set out below:

- (a) Overalls* complying with the standards set out in Appendix Two, Schedule A, Part One, Article 4.3 Chart (1); minimum of Line B.
- (b) Balaclava complying with the standards set out in Appendix Two, Schedule A, Part One, Article 4.3 (1); minimum of Line B.
- (c) Socks, shoes, and gloves complying with the standard set out in Appendix Two, Schedule A, Part One, Article 4.3 Chart (1); minimum of Line C
- (d) Safety goggles, while refuelling only

Note: **Where overalls are worn in compliance with Appendix Two, Schedule A, Part One, Article 4.3 (1); of Line B, underwear (while recommended) is not compulsory.*

2.2.2 When refuelling is taking place, the Dedicated Fire Marshal must be equipped with a fully serviced operable dry chemical fire extinguisher of minimum capacity of 9kg.

2.3 Dedicated overhead rig valve operator; All teams using overhead refuelling systems shall have a dedicated person whose sole responsibility is to operate the self-closing valve. This person shall wear protective clothing as set out in Part Six Article 2.2.1 (a), (b) (c) and (d). Their sole responsibility is to man the overhead rig self-closing valve and this person cannot take part in any other job when refuelling is taking place. If the dedicated overhead rig valve operator takes part in any other job once refuelling is complete, they will be counted as part of the six (6) pit crew members as per Article 2.1 above.

Note: *The sharing of refuelling crews and equipment is permitted.*

3. PIT BAYS & DRIVER CHANGES:

- 3.1** Each Vehicle may only make pit stops in the pit lane in the Pit Box allocated to the Vehicle by the Organisers.
- 3.2** Each Vehicle must come to a complete stop before any work or driver changes are carried out.
- 3.3** The organisers may allocate a Pit Box to more than one Vehicle.
- 3.4** A Vehicle that stops in Pit Lane that cannot reach its Pit Box under its own power may be pushed to its Pit Box.

- 3.5** A Vehicle that overshoots its Pit Box may stop in the Pit Lane but must not select reverse gear and instead may be pushed back to its Pit Box.
- 3.6** Any pit crew member from any team may push a Vehicle in pit lane except the driver of the Vehicle at the time it stops.
- 3.7** The Vehicle must come to a complete stop prior to the driver's safety harness being unfastened. The vehicle may not leave the pit bay until the safety harness and window net if fitted has been fully refastened.
- 3.8** All driver safety harnesses belts must be securely fastened when the vehicle is moving under its own power.
- 3.9** The attachment of elastic retractors or cords on the shoulder harness straps for use during a Driver change is prohibited.

4. PITLANE; PITSTOPS, PPE and FUEL

- 4.1** During Testing, no refuelling is allowed to take place in Pitlane, and no refuelling equipment may be set up in Pitlane on the Test Day. During this time, fire resistant apparel and PPE are recommended but not required in Pitlane.
- 4.2** Teams are only allowed to commence the setting up of refuelling equipment 15 minutes after the end of the last test session or practice session on the Test Day.
- 4.3** After the designated time for setting up refuelling equipment has begun, all team members working on Refuelling equipment must wear protective clothing as set out in Part Six Article 2.2.1 (a), (b), (c) and (d).
- 4.4** On Race-day, any team member who crossed the Pit Box Control Line, at any time, must wear protective clothing as set out in Part Six Article 2.2.1 (a), (b), and (c). This applies regardless if any on-circuit activities are taking place or not. This requirement extends past the end of racing if refuelling equipment is being emptied and dismantled. The only exclusion from this rule are team members crossing Pitlane directly to and from the signalling bay on pit wall.
- 4.5** Any crew members that are dealing with fuel or refuelling equipment (whether full, partly full or empty) at any time during the Event, including the Test day, must wear protective clothing as set out in Part Six Article 2.2.1 (a), (b), (c) and (d).
 - (a)** This is applicable anywhere at the venue including pit lane, pit garages, pit paddock, transporters, trailers and any fuel storage areas. At any time that fuel is being transferred, pumped or poured, the Dedicated Fire Marshal as per Part Six Article 2.2 must be present.

- 4.6** It is compulsory to use solid incompressible components capable of supporting the vehicle in the event of a failure of jacking equipment. The components must be placed under the vehicle at all times when any person is working on the vehicle in a manner that involves any part of their body (other than hands and forearms) being under any part of the vehicle. Specifically excluded from this rule are standard wheel changing operations.
- 4.7** If external jacks are used, it is permitted to use up to a maximum of two (2) external jacks in the wheel change phase of the pit stop, but two (2) wheels of the Vehicle must stay in contact with the ground at all times.
- 4.8** At all times during the wheel changing, all wheels that are being changed must be under full control of the Wheel Crew. Any wheel or wheel nut which rolls out of or down the Working Lane may result in a penalty.
- 4.9 Wheel Nut/Rattle guns:**
- (a) For vehicles with centre lock wheels only two (2) wheel nut guns are permitted to be across the pit box control line at any one time during any pit stops.
 - (b) For vehicles with multiple wheel nuts per wheel, a maximum of four (4) wheel nut guns are permitted to be across the pit box control line at any one time during any pit stop.

5. REFUELLING & DEFUELLING:

Note: All competitors, entrants and team pit crew are to be familiar with the MotorSport NZ 'Code of Practice for Motorsport Fuel – Storage and Handling', which may be viewed on the MSNZ website: <https://www.motorsport.org.nz/technical/fuel/>

- 5.1** All refuelling and defuelling of Vehicles must be done in accordance with the MotorSport NZ Code of Practice for Motorsport Fuel.
- 5.2** The amount of fuel stored in or immediately adjacent to each team pit area (in pit lane) must not exceed 209 litres.
- 5.3 Refuelling:** All refuelling shall be carried out in the designated pit box under the conditions as specified in the 'Supplementary Regulations' for the Round. These Supplementary Regulations may impose additional requirements to those detailed in these Articles.
- 5.3.1** A grounding (earth wire) shall be attached to the vehicle (preferably the exhaust pipe) during the refuelling process. It shall be the 'Refuelling Crews' responsibility to attach and remove this grounding wire.
- 5.3.2** In addition to the requirement outlined in Part Six Article 2.2 above, an additional fully serviced operable dry chemical fire extinguisher of minimum capacity of 9kg shall be placed in a clear space near to the fuel container and all members of the Team shall be briefed as to the operation of the extinguishers.

- 5.3.3** All vehicles (except those using 'dry-break' systems) must stop their engines for the duration of the refuelling process.
- 5.3.4** No other work may be performed on the vehicle during the refuelling process unless a dry break refuelling system is used.
- 5.3.5** The fuel delivery hose may only be moved across the pit box control line from the pit garage a maximum of three (3) minutes prior to any pit stop. While in pit lane, the fuel delivery hose must at all times be attended by the Refuelling Crew.
- 5.3.6** If fuel is spilt during the refuelling process, then refuelling must stop immediately and not recommence until the spilt fuel is fully cleaned up. The vehicle being refuelled must have its engine turned off, and then may be pushed clear (not driven) for safety while the spill is cleaned up. Any fuel spilt during the refuelling process must be completely cleaned up prior to the vehicle leaving the pit box.

5.4 REFUELLING EQUIPMENT:

5.4.1 The following type of equipment is authorised:


- Hand-held fuel containers, or
- Dry-break hand-held fuel containers, or
- Sealed drums of 209 litre maximum capacity with hand-operated pump, or
- Overhead (gravity fed) refuelling system with dry break connectors.

5.4.2 The Organisers reserve the right to inspect and if necessary, approve all refuelling and safety equipment prior to it being used.

5.4.3 All overhead refuelling systems must:

- (a) Be electrically earthed;
- (b) Have a maximum capacity of the reservoir, including the delivery hose, not exceeding 220 litres. Reservoirs must include 10% ullage (air space) at all times;
- (c) The maximum height of any part of the system which contains fuel is two (2) metres above the Pitlane; only non-fuel holding connections and vents are permitted above this height.
- (d) All overhead systems must have an automatic self-closing valve for the **Dedicated overhead rig valve operator**. The self-closing valve must be attached directly to the fuel reservoir and must close immediately, stopping the flow of fuel from the reservoir, when pressure on the handle is released.
- (e) All fuel dry break couplings (delivery and vent) must be of an FIA approved design.

- (f) The fuel delivery and vent hose must be of a flexible, reinforced and fuel resistant, rubber or plastic material. These hoses must be a minimum of 2.5 metres in length. The maximum internal diameter of these hoses is 58mm (2 ¼ inch).
- (g) The vent hose must remain open at all times during the refuelling operation.
- (h) An earthing connection between the refuelling system and the car must be made prior to refuelling commencing, in accordance with Part Six Article 5.3.1.
- (i) Refuelling systems must be secured to prevent them being overturned.
- (j) All overhead refuelling systems must be fitted with a fuel flow restrictor in the refuelling hose. The restrictor must be fitted within 150mm of the end of the fill hose attached to the dry break coupling. Or be bolted directly to the underside of the fuel reservoir in accordance with FIA Regulations as shown in Appendix 2. All fuel being transferred into the vehicle must pass through this restrictor.
- (k) The restrictor hole must be round and have a maximum diameter of 32mm for 3mm. All internal bore dimensions must remain parallel with the centerline, and no chamfering or radiuses are permitted Or be bolted directly to the underside of the fuel reservoir in accordance with FIA Regulations as shown in Appendix 2, where Diameter "D" is 32mm maximum.



6. FUEL TANKS

- 6.1 Vehicle fuel tanks: shall be in compliance with Appendix Two, Schedule A, Article 4.12.
- 6.2 **Vehicle Fuel System Capacity:** shall not exceed 120 litres (no allowance for temperature will be applied); this is the maximum fuel storage capacity of the vehicle and includes all fuel system components. This includes but is not limited to all fuel tanks; auxiliary, reserve, swirl or surge tanks; fuel lines, fillers and filters etc. This capacity may be checked prior to and/or after the competition as per Part Six Article 6.4.

6.3 It is the competitor's responsibility to ensure:

- (1) their vehicle does not exceed the maximum authorised vehicle fuel storage capacity as defined in Part Six Article 6.2, and
- (2) their vehicle is fitted with a dry-break fuel connector or fuel line connection fitted within 500mm of the engine's fuel rail / carburettor that will allow draining of the fuel system for checking purposes, and
- (3) an appropriate length / type of hose with connector is provided for use by the appointed scrutineer.
- (4) Their vehicle has a fuel pump out override switch if required, to permit operation of the fuel pressure pumps and all lift pumps with the engine not running.

6.4 Checking Procedure for Vehicle Storage Capacity:

- (1) The vehicle shall be positioned on a flat level surface.
- (2) The vehicle shall be fuelled to maximum capacity (being the point that the fuel system breather begins to display venting adjacent to the tank) using the vehicles normal refuelling method.
- (3) The vehicle fuel system (see Part Six Article 6.2 above for definition) will be primed to ensure that all elements of the system are full.
- (4) Repeat Part Six Article 6.4 (2).
- (5) Vehicles that are fitted with auxiliary fuel tanks that are not fuelled via their normal in race refuelling method must have these auxiliary tanks filled prior to starting the test.
- (6) The maximum fuel storage capacity of the vehicle shall be determined by the quantity of fuel that can be pumped from the vehicle (at the dry-break fuel connector specified in Part Six Article 6.3 (2)) by the normal operation of the vehicle's fuel system.
- (7) Measurement will be made by one of the designated Scrutineers or their assistant using an approved MotorSport NZ device.
- (8) All personnel involved in the checking of the vehicle storage capacity will wear the correct PPE outlined in the MotorSport NZ Code of Practice Fuel. No other personnel shall be within 5 metres of the vehicle <https://motorsport.org.nz/technical/fuel/>

6.5 All fuel being placed into the vehicle must be done so at ambient temperature. Any device or substance which changes the temperature of the fuel from the ambient air temperature is prohibited.

7. TELEVISION AND IN-CAR CAMERAS:

- 7.1** All in-car camera installations shall be subject to inspection and approval by the Series Scrutineer (if appointed) and/or Chief Scrutineer of the Meeting.
- 7.2** Any in-car cameras that are fitted and approved by the Series Scrutineer must make their footage available to the Clerk of the Course, or Steward(s) if so requested.

8. PARC FERMÉ:

- 8.1** Unless otherwise instructed, at the conclusion of the Race, Drivers will be required to drive their competing vehicle directly (and without any team personnel/crew intervention) to the designated Parc Fermé, which may be on the starting grid of the circuit, or an alternative location which will be notified on the official notice board of the Meeting.

Note: *Drivers should ensure that they and all their team personnel are familiar with the Parc Fermé regulations and limitations as detailed in the National Sporting Code Article 60.*

- 8.2** The only people allowed into the Parc Fermé area are the driver(s) of the cars and one team member per car who may only assist the driver, take tyre pressures and open the car for ventilation including the bonnet or boot.
- 8.3** The Series Scrutineer may authorise entry of additional team personnel for the purposes of vehicle eligibility inspections.

PART SEVEN: PENALTIES

1.1 When Schedule P, NSC.4 is applied due to a breach of these Accredited Series Articles by any competitor or team member additional penalties may be applied by the Clerk of the Course as follows:

- (1) During Practice or Qualifying, the competitor may be moved three(3) places back in the starting grid of that competitor's next race.
- (2) During the Race, the competitor may have a time penalty of up to fifty(50) seconds applied, or a drive through penalty issued to their total race time.

1.2 PENALTY SCHEDULE



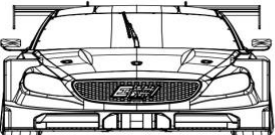
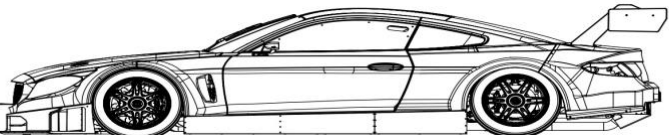
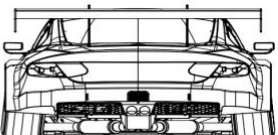
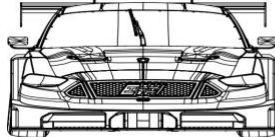
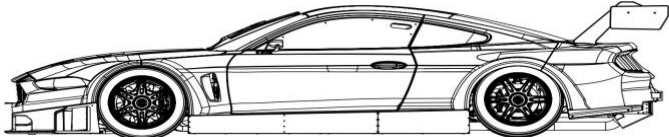
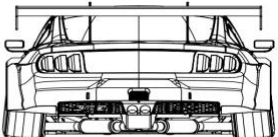
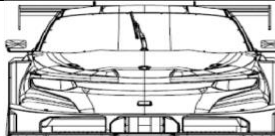
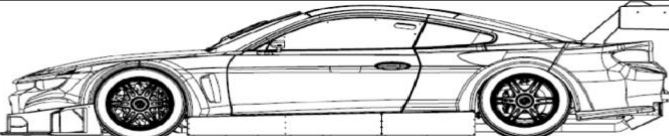
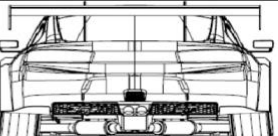
Note: Any penalty that results in a car being excluded from any qualifying or race results will automatically result in the loss of any Series points that should have been awarded.

	OFFENCE	STANDARD PENALTY
P7.1	Failure to complete a CPS as Part 5 Article 1.6	Practice and Qualifying N/A Race Exclusion from race results
P7.2	Failure to correctly illuminate Co Driver Light (Part Four, Article 1.2.7)	Practice and Qualifying Grid spot penalty of one (1) position Race 5 second Time Penalty
P7.3	Driving through the red light/flag at pit lane exit.	Practice and Qualifying: as per Schedule Z A4Z.18. Racing: as per schedule Z A4Z.18, plus a deduction of one racing lap at the discretion of the Race Director.
P7.4	Failure by crew to wear the required safety apparel and PPE (Part Six, Article 4.4).	During Practice and Qualifying: First offence: Grid spot penalty of three (3) positions. Second offence: Further grid spot penalty of five (5) positions. During the Race: First offence: Drive through penalty, or up to fifty(50) second time penalty added to the driver's race time if breach found post-race. Second offence: Exclusion from the Race Third offence: Deduction of 50 Series and/or Championship Points

	OFFENCE	STANDARD PENALTY
P7.5	Starting to work on the Vehicle prior to the Vehicle coming to a complete stop (Part Six, Article 3.2)	<p>Practice and Qualifying Start from Pit Exit for the Race.</p> <p>Race Drive Through Penalty, or up to fifty(50) second time penalty added to the driver's race time if breach found postrace.</p>
P7.6	Working on Vehicle in pit lane under red flag conditions (Part Five Article 1.7).	<p>Practice and Qualifying No penalty</p> <p>Race: Exclusion from Race</p>
P7.7	Failure to use incompressible stands (Part Six Article 4.6).	<p>Practice and Qualifying Grid spot penalty of three (3) positions.</p> <p>Race: Drive Through Penalty, or up to fifty(50) second time penalty added to the driver's race time if breach found post-race.</p>
P7.8	Using the Vehicles reverse gear in pit lane, in any session or race (Part Six Article 3.5)	<p>Practice and Qualifying Grid spot penalty of three (3) positions.</p> <p>Race: Drive Through Penalty, or up to fifty(50) second time penalty added to the driver's race time if breach found post-race.</p>
P7.9	Driver pushing Vehicle in pit lane (Part Six Article 3.6)	<p>Practice and Qualifying Grid spot penalty of three (3) positions.</p> <p>Race: Drive Through Penalty, or up to fifty(50) second time penalty added to the driver's race time if breach found post-race.</p>

	OFFENCE	STANDARD PENALTY
P7.10	Failure to Pit in front of allocated pit bay (Part Six Article 3.1)	<p>Practice and Qualifying Grid spot penalty of three (3) positions.</p> <p>Race: Drive Through Penalty, or up to fifty(50) second time penalty added to the driver's race time if breach found post-race.</p>
P7.11	Failure by team member(s) to meet <u>any</u> Series regulations relating to fuel and fuel handling.	<p>First breach per Round \$300 fine</p> <p>Second and any subsequent breach per Round: Practice and Qualifying: Grid spot penalty of five (5) positions.</p> <p>Race: Drive Through Penalty, or up to fifty(50) second time penalty added to the driver's race time if breach found post-race.</p>
P7.12	Spilt fuel not cleaned up before Vehicle leaves pit bay (Part Six Article 5.3.6).	<p>Practice and Qualifying: Grid spot penalty of three (3) positions.</p> <p>Race: Drive Through Penalty, or up to fifty(50) second time penalty added to the driver's race time if breach found post-race.</p>
P7.13	Exceeding the maximum allowable fuel capacity.	<p>Practice or Qualifying: Start from Pit Exit for the Race</p> <p>Race: Exclusion from the race.</p>
P7.14	Competitors who fail to comply with correct decal placement.	<p>Practice or Qualifying: Loss of practice/qualifying times</p> <p>Race: Drive Through Penalty, or up to fifty(50) second time penalty added to the driver's race time if breach found post-race.</p>

APPENDIX ONE

	IRC GT SPECIFICATION APPROVED SPECIFICATION FOR NIERDC/SIERDC + NZEC CLASS 2	
BELOW ARE THE BODYWORK OPTIONS CURRENTLY AVAILABLE:		
<div> <div>MODEL M</div>    </div>		
<div> <div>MODEL F</div>    </div>		
<div> <div>MODEL C</div>    </div>		
BELOW IS THE APPROVED SPECIFICATION OF THE IRC GT FOR NIERDC/SIERDC + NZEC CLASS 2:		
CHASSIS	Motorsport Australia approved chromoly spaceframe chassis. - Bolt-on front and rear frames (axle carriers) and bolt-on front and rear crash structures to ease damage repair - ability to run a passenger seat	
BODYWORK	Composite - All panels are non-model specific, except front and rear clips - Polycarbonate screens and windows	
ENGINE	6.2L GM LS3 crate engine with 3-stage dry sump system - Dynamometer tested by the engine builder and sealed by Pace Innovations - 550 HP, 705 Nm, 6800 RPM	
ENGINE MANAGEMENT	MoTeC M150 ECU - Locked by Pace Innovations and the level of customer access is restricted by Pace Innovations	
ELECTRONICS	MoTeC PDM 30 - MoTeC 15-button keypad	
DATA LOGGING	MoTeC Data Logging Level 3 with MoTeC Pro Analysis. All data logged through the ECU	
DRIVETRAIN	Rear wheel drive - Holinger 6-speed MFT transaxle - Paddle shift	
STEERING	Multi-function steering wheel - Adjustable and collapsible Woodward steering column - ZF electric steering rack.	
PEDALS	Hanging pedal box - Driver-adjustable brake bias	
BRAKING SYSTEM	Full Brembo brake package with Bosch Mk5 ABS system. 380mm (54mm annulus) rotor, 6 piston caliper OR endurance option with 70mm annulus rotor (front) 313mm rotor (45mm annulus), 4 piston caliper (rear)	
SUSPENSION	Double wishbone suspension - Direct acting, one-way adjustable coil-over dampers sealed by PACE Innovations. Modular upright system that can be used on all corners of the car to reduce spare parts costs	
AERODYNAMICS	Plastic front splitter with adjustable rear wing and optional rear diffuser.	
RIMS AND TYRES	18" x 11J ET25.4 centre lock front and rear wheel OR 18" x 12J ET34 centre lock front wheel - 18" x 12.5J ET41 centre lock rear wheel	
FUEL SYSTEM	110L-capacity fuel system - FIA-compliant, Fuelsafe 'Enduro Cell' fuel tank - 98 octane minimum	
SAFETY	Lifeline Zero 360 fire extinguisher with 3M Novec 1230 agent - FIA-compliant dual driver nets - FIA-compliant 6-point safety harness	
DIMENSIONS	Total Length = 4934mm , Total Width = 1970mm, Total Height = 1295mm. Wheelbase = 2800mm, Track = 1720mm	
DRY WEIGHT	1250kg enforced minimum weight by means of PACE Innovations weight tray	

APPENDIX TWO

